



Floor/Wall Thinset Mortar

#726/727

PRODUCT INFORMATION

DESCRIPTION: Floor/Wall Thinset Mortar is specifically formulated for the installation of ceramic, mosaic, quarry tiles and dimension stone (absorptive, semi-vitreous and vitreous) tiles for service in commercial and residential use on both wall and floor installations.

USES:

- Ceramics
- Mosaics
- Quarry
- Dimension Stone
- Concrete Substrates
- Gypsum Wallboard (interior only)
- Cementitious Backer Units
- Masonry

LIMITATIONS:

Do not use over wood, vinyl, particle board, luan plywood, wall coverings, adhesive residue, masonite, metal, glass, plastic or painted surfaces. Not recommended for setting green or black marble.

PREPARATION:

Concrete must be 28 days cured and free of moisture. Surfaces must be free of any wax, dust or paint overspray. Hence, any further cleaning shall be done using SGM Safe Clean Crystals, refer to Safe Clean Crystals label directions. All materials and areas to be tiled should remain above 40°F 24 hours prior and 72 hours after installation. Substrates must be structurally sound with deflection not to exceed 1/360 of the span. **Note:** Detailed installation procedures may be found in the T.C.A. handbook.

APPLICATION:

Add sufficient cool, clean water to dry mix to form a smooth paste like trowelable mix. Allow mix to slake for 5-10 minutes, then remix before use. Stir occasionally during use. Apply mortar liberally with flat side of trowel, using sufficient pressure to work mortar in good contact. Machine mixing is preferred (250-350 RPM) higher speeds are not recommended. Use proper sized notched trowel to ensure 100% coverage of mortar under tiles. Some irregular tiles require backbuttering. Place tiles while surface is still wet and tacky. Spread only as much mortar as can be covered in 15-20 minutes or before surface dries, place tiles with twisting motion and beat tiles in with a rubber mallet to ensure 100% coverage. Industry standards require approximately 3/32" to 1/8" mortar bed thickness after beat in. A 1/4" gap shall be left around vertical abutments to allow structural movement and filled with appropriate elastomeric sealant. Follow ANSI 108.5 specifications for installation. **Note:** Do not tile over expansion, cold or control joints. Follow T.C.A. handbook method EJ171 for detailed specifications.

CURING:

Minimum cure is reached in 12-24 hours. Setting time may vary according to atmospheric conditions. Normal grouting should be done 48 hours later.

COVERAGE:

Approximately 90 to 100 sq. ft. per 50 lbs. when applied with 1/4" x 1/4" sq. notched trowel. 75 to 85 sq. ft. using 1/4" x 3/8" sq. notched trowel.

CLEAN UP:

Clean up hands and tools with warm soapy water before materials dry.

SHELF LIFE:

Up to one year from date of manufacture in unopened properly stored container.

PACKAGING:

50 lbs. (22.7 kg) bag available in #726 gray, #727 white.

APPLICABLE STANDARDS:

Conforms to requirements for dry set mortars found in ANSI 118.1 and CTI 64-1 specifications. Meets ANSI 118.4 specifications when mixed with Southcrete 25 Acrylic Mortar Admix.

TECHNICAL DATA:

Open Time	20 min.
Adjustability	15 min.
Pot Life	3 hours
Set Time	8 hours
Shear Bond (7 day)	>250
Compression Strength	>3000 psi

WARNING:





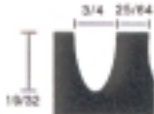

Product is Alkaline on contact with water. Use paddle for mixing to avoid splashing into eyes or contact with skin. During mixing or application, avoid contact with eyes. In case of such contact flood eyes repeatedly with water and CALL PHYSICIAN. Wash thoroughly after handling and before smoking or eating. Do not take internally. CONTAINS FREE SILICA DO NOT BREATHE DUST. Prolonged exposure to dust may cause delayed lung disease (silicosis). Wear NIOSH approved mask for silica dust. ALL PORTLAND CEMENT BASED PRODUCTS MAY CONTAIN DETECTABLE AMOUNTS OF CHEMICALS KNOWN TO THE STATE OF CALIFORNIA TO CAUSE CANCER, BIRTH DEFECTS OR OTHER REPRODUCTIVE HARM. THIS IS IN COMPLIANCE TO PROPOSITION 65.

LIMITED WARRANTY:

SGM, Inc. will replace any material proved defective with the maximum shelf life on unused material of up to one (1) year. If our products are not found to conform to our high standards, notify SGM, Inc. immediately in writing. There is no other obligation expressed or implied and we assume no liabilities for damages of any kind. Suitability of the product for an intended use shall be solely up to the user.



TROWEL GUIDELINES

ADHESIVES	DRY-SET MORTARS	MEDIUM BED MORTARS
<p>4-1/4 wall tile and ceramic mosaics on dry wall:</p> <p style="text-align: center;">3/16 x 5/32</p>  <p style="text-align: center;">1/4 x 1/4</p>  <p>6x6 and larger on dry wall</p>	<p>4-1/4 wall tile and ceramic mosaics on masonry and concrete:</p> <p style="text-align: center;">1/4 x 1/4</p>  <p style="text-align: center;">1/4 x 3/8</p>  <p>6x6 and larger on masonry walls or concrete:</p>	<p>12x12 and larger size tiles on masonry or concrete, tiles with thickness variation, substrate irregularities:</p>  

NOTE: Trowel diagrams not drawn to scale.

TECHNICAL ASSISTANCE

For product use and installation recommendations
contact a Technical Service Representative at
800-641-9247 (fax) 954-943-2402

Distributed by: