

SGM

Ultra-Crete Multipurpose Thin-Set Mortar

PRODUCT INFORMATION

DESCRIPTION: SGM Ultra-Crete is a contract grade Latex-Portland Cement Mortar designed for the installation of all types of tiles over a variety of substrates. It may be used for either floors or walls in both interior and exterior application where a Latex-

Portland Cement Mortar is recommended. Re-dispersible powder additives are used to improve adhesion, reduce water absorption and provide greater bond strength and resistance to impact and shock. These additives allow for some latitude in time, working conditions and temperature.

USES:

SGM Ultra-Crete may be used to set both vitreous and non-vitreous ceramic tiles for service requirements of residential, light commercial and light industrial use. Applications include vertical or horizontal both interior and exterior over properly prepared concrete, mortar beds, cementitious backer units, (APA) exterior grade plywood (interior use only), existing ceramic tile and gypsum board (interior and vertical use only).

LIMITATIONS:

SGM Ultra-Crete may not be used directly over gypsum-based underlayments, metal, glass, plastic, Luan plywood, cement asbestos board, particle board and asphalt sheeting. When using Ultra-Crete in any area that will be wet continually (shower receptors, swimming pools, etc) allow mortar to cure a minimum of 14 days prior to any exposure containing water. Some green, red and black marbles may warp when installed with dry-set mortars containing water. Use SGM Ultra 100, 100% solids epoxy mortar.

PREPARATION:

Detailed installation procedures may be found in the TCA Handbook and ANSI 108.5. **Concrete and Cement Subfloors:** All floors must be 28 days cured and free of moisture. Floors must be free of wax, oil, dust, or paint particles. Hence, any further cleaning shall be done by sanding or using SGM Safe Clean Crystals (sulfamic acid). Remove any liquid curing agents or concrete sealers. **Plywood and Wooden Subfloors:** All plywood shall be free of dust, oil and any other foreign matters. The typical floor or other system shall consist of joists spaced not over 16" O.C. and a double subfloor of 5/8" or thicker plywood or 1" nominal boards. All floors shall be engineered so that the maximum deflection under normal or full loads does not exceed 1/360 of the span. A gap of 1/8" - 1/4" shall be left around all vertical abutments, also a 1/4" gap shall be left between top sheets of wood.

Alternate Subflooring: To bond over existing ceramic tile, marble, vinyl, asphalt and resilient flooring, floors must be

bonded well to its subfloor and free of any wax, oil, dust or paint particles.

MIXING:

SGM Ultra-Crete powder should be added to approximately 1 1/2 gallons of clean potable water per 50 lb. bag. Mix thoroughly to a smooth paste-like trowable mix, allow mortar to slake for 5-10 minutes, then remix. While using a mechanical mixer, do not exceed 150 rpm so not to entrain air in the mortar. Do not add additional water after mortar slakes. Excessive water in mixing will reduce the performance of Ultra-Crete. Do not reuse mortar after initial set in bucket. Stir mortar occasionally during use.

APPLICATION:

Apply the mortar liberally with the flat side of trowel. Use sufficient pressure to work mortar in good contact. Then comb with notched edge of trowel to leave uniform edges. Place tile while surface is wet and tacky. Spread only as much mortar as can be covered in 15-20 minutes or before surface dries. Place tiles with a twisting motion and beat lightly, before initial set takes place, to fully imbed in the mortar. Mortar that has formed skin should be retroweled before applying tile. Use proper sized notched trowel (see diagram) to insure 100% coverage of mortar to tiles and substrate. Some irregular tiles require back buttering. Industry standards require approximately 3/32" to 1/8" mortar bed thickness after beat in.

GROUTING / CURING:

Ultra-Crete will obtain a minimum cure within 12-24 hours, depending on atmospheric conditions. Normal grouting can be done 48 hours after tiles have set.

COVERAGE:

Setting requirements (sq. ft.)			
Trowel size	1/4x1/4	1/4x3/8	1/2x1/2
50lb/bag	75	65	40

TECHNICAL DATA:

Sheer Bond Strength (psi)			
	2 day	7 day	28 day
1) Wall Tile	120	325	350
2) Mosaic Tile	Not Tested	205	210
3) Quarry Tile	Not Tested	150	250

28 day Compressive Strength: 3600 psi.
Open Time at 77° and 50% RH: 30 minutes

(OVER)

Southern Grouts & Mortars, Inc. 1502 S.W. 2nd Place Pompano Beach, FL 33069
(954) 943-2288. Technical Services (800) 641-9247

09390 - TILE SETTING MATERIALS & ACCESSORIES

SGM
SOUTHERN GROUTS & MORTARS, INC.
ULTRA-CRETE™

12/96

SPECIFICATIONS:

Meets ANSI 118.4-1992 Latex Portland Cement Mortar. Follow ANSI A 108.5 for installation.







LIMITED WARRANTY:

THIS PRODUCT SHALL BE IN ITS UNOPENED PACKAGE, THE KIND SPECIFIED HEREIN. THERE IS NO OTHER WARRANTY OR REPRESENTATION OF ANY KIND, EXPRESSED OR IMPLIED, (including WARRANTY OF MERCHANTABILITY OR FITNESS FOR A PARTICULAR PURPOSE). NO WARRANTY SHALL BE IMPLIED BY LAW. This LIMITED WARRANTY continues only until such time as the buyer opens the package and examines its contents. If the buyer, after opening the package and examining its contents, determines that the product is not of the kind specified herein, the buyer should write to Southern Grouts & Mortars, Inc. 1502 S.W. 2nd Place, Pompano Beach, FL 33069, explaining the defect and enclosing a sample of the product. Southern Grouts & Mortars Inc. will, upon receipt of the foregoing from the buyer, replace the product. This shall be buyer's sole remedy for breach of warranty and such remedy shall be in lieu of any claim for damages, including incidental or consequential damages.

SHELF LIFE:

One year in unopened properly stored container.

TROWEL GUIDELINES

ADHESIVES	DRY-SET MORTARS	MEDIUM BED MORTARS
<p>4-1/4 wall tile and ceramic mosaics on dry wall:</p> <p>3/16 x 5/32</p> 	<p>4-1/4 wall tile and ceramic mosaics on masonry and concrete:</p> <p>1/4 x 1/4</p> 	<p>12x12 and larger size tiles on masonry or concrete, tiles with thickness variation, substrate irregularities:</p> 
<p>1/4 x 1/4</p> 	<p>1/4 x 3/8</p> 	
<p>6x6 and larger on dry wall</p>	<p>6x6 and larger on masonry walls or concrete:</p>	

NOTE: Trowel diagrams not drawn to scale.

TECHNICAL ASSISTANCE

For product use and installation recommendations contact a Technical Service Representative at 800-641-9247 (fax) 954-943-2402

Distributed by;